
Responsible Mining Index 2018

Geita

Mine Site Report

Geita Tanzania

Din a wataa de frɛ wɔn:
-

Amenamdwuma ahodoɔ:
Amena a yenkataa so

Nnooma a wɔye:
Sika Kɔkɔɔ

Afe a ɔde buee:
2000

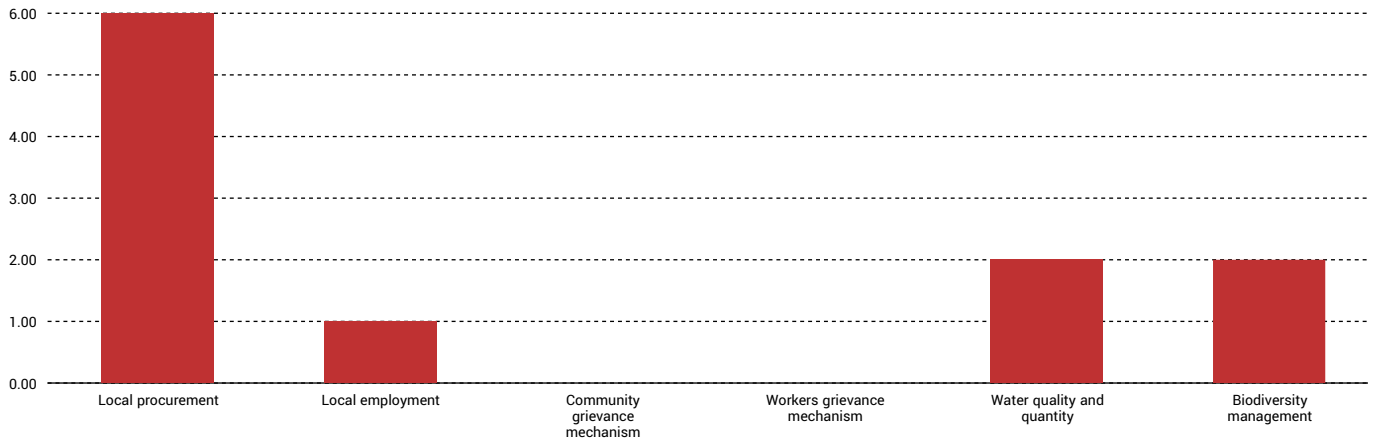
Afe a wɔde nyaa adwuma no:
2000

Adwumakuo:
AngloGold Ashanti

Adwumakuo kyefa (%):
100

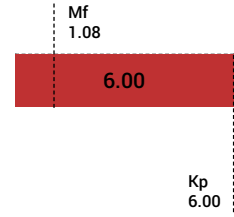


Amanadwuma Bea Mma
1.83 / 6.00



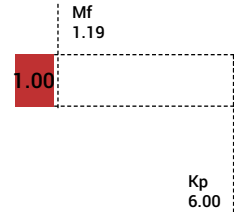
MS.01 NNOOMA A WOTOTOO NO MPOTAM HO

MS.01.1 Adwumakuo no de n'ani di ne dwumadie akyi, na otaa de ne mmodenbo to dwa. Wohwe mpontuo a aba nnooma a ototo ma wode ye adwuma wo mmeamma a odi dwuma no.



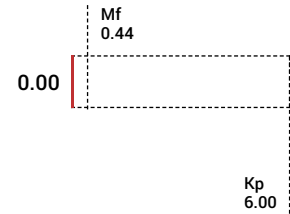
MS.02 MPOTAM HO ARA ADWUMA

MS.02.1 Adwumakuo no de n'ani di ne dwumadie akyi, na otaa de ne mmodenbo to dwa. Wei fa sedge ode akwanya gu akwan mu ma nkurfo a wowo mpotam ho ara nya adwuma.



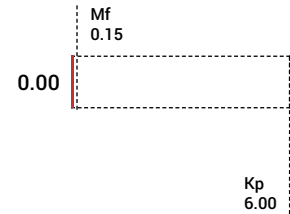
MS.03 MPOTAM HO OHAW NYEHYESEE

MS.03.1 Adwumakuo no de n'ani di ne dwumadie akyi na, otaa de ne mmodenbo to dwa. Wei fa mpotam ho ohaw nyehyese ne sedge obenya ano aduro, wogyina omanfo no adwenkyere so.



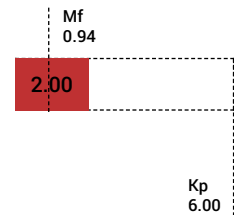
MS.04 ADWUMAYEFOO OHAW NYEHYESEE

MS.04.1 Adwumakuo no de n'ani di ne dwumadie akyi, na otaa de ne mmodenbo to dwa. Wei fa adwumayefoo no haw nyehyese ne sedge wobenya ano aduro, wogyina adwumayefoo no adwenkyere so.



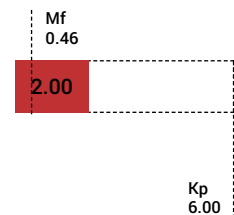
MS.05 NSUPA NE NSUDODOO

MS.05.1 Adwumakuo no de n'ani di ne dwumadie akyi; na otaa de ne mmodenbo a efa sedge ototo nsupa ne nsudodo ho nsem to dwa. Woye wei wo baabi ne mantam a odi dwuma no.



MS.06 ABODEE NNOOMA NKYEKEMU NTOTOEE

MS.06.1 Adwumakuo no de n'ani di ne dwumadie akyi, na otaa de ne mmodenbo to dwa, wei fa sedge ob abodee nkyekemu nsunsanso bone ho ban; woye no nyehyese a efiri akese mu baa nkumaa mu kwan so.



Abɔsɛɛ nkrataa a wɔde susu mmɔdenbɔ

Select quantity



Abɔsɛɛ nkrataa

Susudua

Faael (Nkrataadam) a wɔayi asi ho

AngloGold Ashanti - 2017 - Continental Africa
Region Supply Chain Labour, CSI Spending

MS.01.1



AngloGold Ashanti - 2017 - Continental Africa Local
Business Development Strategic Conversation
Workshop

MS.01.1



AngloGold Ashanti - 2017 - Continental Africa
Region, Labour and Local Business Development
Update

MS.02.1



AngloGold Ashanti - 2016 - Sustainable
Development Report

MS.05.1, MS.06.1



Enye amenam nnwumakuo nko ara ne won a wobehwe ama nnooma a ewo asaase no so anya ne tebea ankasa.oman a yeretu mu fagudee ne aman ahodo aban a woretu fagudee ka won a wawo tumi ho. Weinom ye won a wodi akotene se wode nnooma betoto yie wo baabi a nnwumakuo no di dwuma no. Hyehyepono a ewo fam ha kyere nnooma bi a eben yen a ekyere nnooma pii. Weinom ne abrao-ne- sikasem, nyehyeee, amammuo, banbo atenaee ahodo a ewo oman a yeretu mu fagudee ne oman foforo a erebetu fagudee no

oman fagudee no wo mu

TANZANIA

Amansan Sikakorabea Sikasem Nkyekyemu	Low income (2017)
Nyinyimu-Ntesoo wo Nnipa Mpontuo nkariboo (IHDI)	112/151 (2015)
Amansan Sikakorabea Tebea a eye hu Ahodo din	Daabi (2018)
Global Peace Index	54/163 (2017)
Global Hunger Index	97/119 (2017)
oman no sikasem se yekye aobiara dee (\$)	879 (2016)
oman no sikasem nyini ne ne nkoonim (%)	6.97 (2016)
Togyegye sika (GDP no %)	11.87 (2014)
Amenamdwuma nkorabata (GDP no %)	2.23 (2015)
Fagudee -booo (Ore) ne Nnadee (%)	11.35 (2016)
ILO Mmara 169 (omanfooo no ne Nnipakuo ahodoo)	Apam nkrataa nni ho
ILO Mmara 176 (Banbo ne Apomden wo Amenamdwuma ho)	Apam nkrataa nni ho
EITI (Fagudee Mfididwuma mu Fannyo Anammontuo)	Nkoonim a edi mu (2017)
Voluntary Principles on Security and Human Rights	-
NRGI Resource Governance Index	42/89 (2017)
World Bank WGI Control of Corruption	136/209 (2016)
Corruption Perceptions Index	116/176 (2016)
WEF Global Competitiveness Index	113/137 (2017-2018)
Country Attractiveness Index	88/125 (2016)
Tax Attractiveness Index	-
Financial Secrecy Index	75/112 (2018)
Enforcing Contracts Index	58/190 (2017)
Environmental Democracy Index	46/70 (2015)

Disclaimer

The findings, conclusions and interpretations within this 2018 Responsible Mining Index (RMI) report do not necessarily represent the views of funders, trustees, and employees of the Responsible Mining Foundation, and others who participated in consultations and as advisors to the report.

This report is intended to be for information purposes only and is not intended as promotional material in any respect. The report is not intended to provide accounting, legal, tax or investment advice or recommendations, neither is it intended as an offer or solicitation for the purchase or sale of any financial instrument. In order to fully understand the methodology of the 2018 Responsible Mining Index, the respective sections on the website should be consulted.

The RMI seeks evidence of companies' policies and practices on economic, environmental, social and governance (EESG) issues, but does not seek to measure the actual outcomes achieved on EESG issues. Results are based only on evidence sourced from the public domain or provided by companies as open data. Whilst this information is believed to be reliable, no guarantee can be given that it is accurate or complete, nor does it preclude the possibility that policies and practices may exist, but which the RMI has not been able to consider for purposes of assessment. In this respect, the results of the low-scoring companies do not necessarily reflect a lack of relevant policies and practices; as they may be due to a lack of public reporting by the companies, limitations in accessing information, and/or any difficulties in accessing the RMI company portal.

It should be noted that, prior to publication, all companies in the Index were invited to check the factual accuracy of the contextual data and evidence upon which the Index is based and to review company information in the RMI document library.

Although every effort has been made to verify the accuracy of translations, the English language version should be taken as the definitive version. The RMI reserves the right to publish corrigenda on its web page, and readers of the 2018 RMI report should consult the web page for corrections or clarifications <https://www.responsibleminingindex.org>.



www.responsibleminingindex.org